



# No-code Data Apps suite for Power BI

Migrate and Consolidate all your BI, Analytics and xP&A Use Cases



VISUALIZATION	REPORTING	PLANNING & FORECASTING	TABLE EDITOR	PROJECT MANAGEMENT	PERFORMANCE MANAGEMENT
Migrate from Tableau, Spotfire, Qlik, Think-cell	Migrate from Cognos, SAP WEBI/Crystal, WebFOCUS	Plan/Forecast input	Editable table	Gantt	Progress diagrams
Dashboards & storyboards	Paginated reports	What-if simulations	Dimensions editor	Status	Swim lanes
50+ Charts   Cards   Tables	Financial statements	Scenarios	Bulk upload/editor	Progress	Org charts
Layout builder	IBCS /Variance reports	Business modeling	Approval workflow	Timeline	KPI hierarchy trees
INFORIVER ANALYTICS +	INFORIVER MATRIX	INFORIVER MATRIX  VALQ	INFORIVER TABLE EDITOR	XVIZ GANTT CHART	XVIZ PERFORMANCE FLOW
Scheduling / Snapshots		Writeback (HTAP) & Audit			
Commenting & Collaboration					



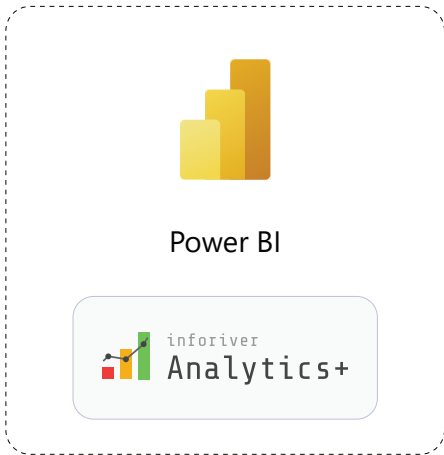
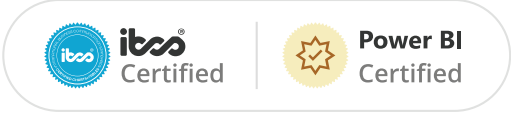
Financial Modeling Innovation Award

Trusted by over 3,000 brands worldwide



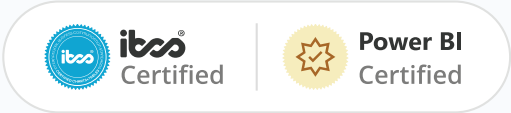
VISUALIZATION

## Migrate and consolidate your BI & Analytics in Power BI



REPORTING

## No-code advanced reporting for Power BI



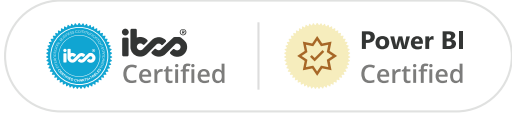
Migrate your legacy paginated reports from Cognos, WebFOCUS, SAP WEBI/Crystal, and Excel

<b>Reporting</b> 	Paginated reporting	Management reporting	<b>Schedule &amp; burst</b> 
	Financial reporting	Executive scorecards	
	Variance reporting	IBCS reporting	

### Feature spotlight

- Pixel-perfect export to PDF/Excel
- Wide table support
- Nested measures on columns
- Column & row grouping
- Side-by-side comparison reports
- Enterprise-level security

# No-code Forecasting and Integrated Planning (xP&A) with writeback in Power BI



## Write to any destination of your choice

Database / Data Warehouse / Lakehouse

Data lakehouse	Data warehouse	Dataverse	Azure SQL
SQL Server	Dedicated SQL Pool	Azure Data Lake Storage	Databricks
Snowflake	Amazon Redshift	BigQuery	SingleStore
HANA	ORACLE	PostgreSQL	MySQL

File & URL

OneDrive	SharePoint	URL
----------	------------	-----

- Planning & forecasting
- What-if Simulations
- Dynamic Scenarios
- Intergrated Planning (xP&A)

## Editable table with audit, approval and governance with live writeback

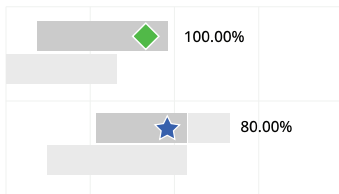
- 1 Self-service dimension editor
- 2 Eliminate spreadsheet maintenance
- 3 Governance with approval & audit
- 4 Bulk upload & bulk edit
- 5 Type 2 / Slowly Changing Data Maintenance
- 6 DirectQuery with live sync to same source table



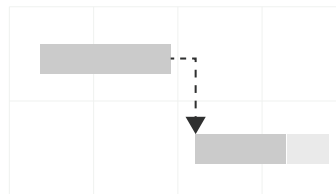
# #1 Gantt chart in Power BI




## Why our Gantt is #1 in AppSource



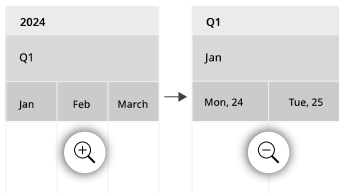
Gantt basics



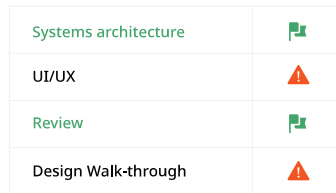
Connectors



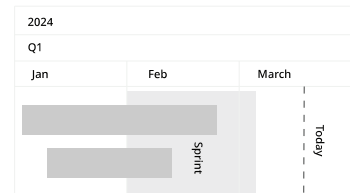
Multi-level timeline



Timeline zooming



Conditional formatting



Reference lines/Ranges



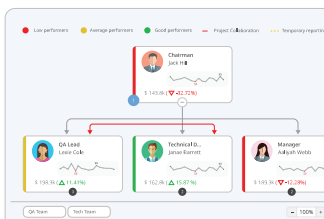
## Performance Flow

Build interactive process, hierarchy and network diagrams in Power BI

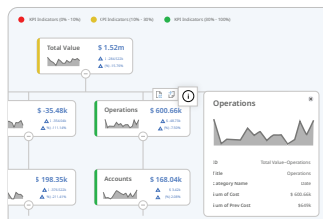


### Key use cases

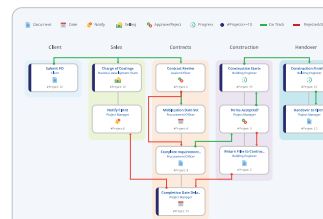
#### Organizational performance / tree



#### Financial performance analysis



#### Process flow/ Swim lanes



#### Sales performance analysis

